

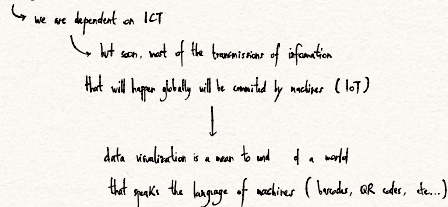
3000 words essay on data visualization and information perception

- MAIN TOPICS : (brain storming)
- how different ways of representing data can convey different meanings
 - why there's no "RAW DATA"
 - how data can manipulate us if we don't enter a critic standpoint
 - theory about data viz

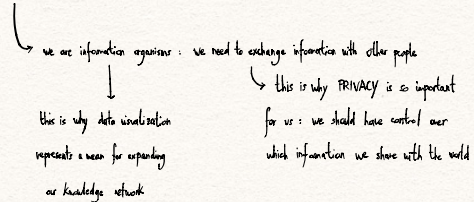
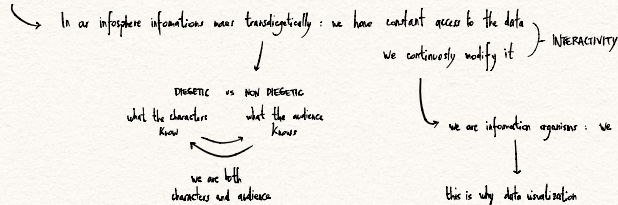
GLOBAL STRUCTURE

1. WHAT IS THE MAIN FRAMEWORK USED FOR THE ANALYSIS

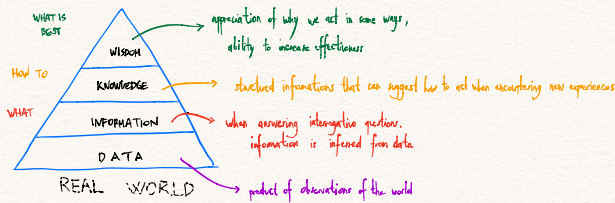
- Luciano Floridi concept of **hyper-story**



- Floridi's **TRANSDIEGETIC** view



- **DIKW** pyramid

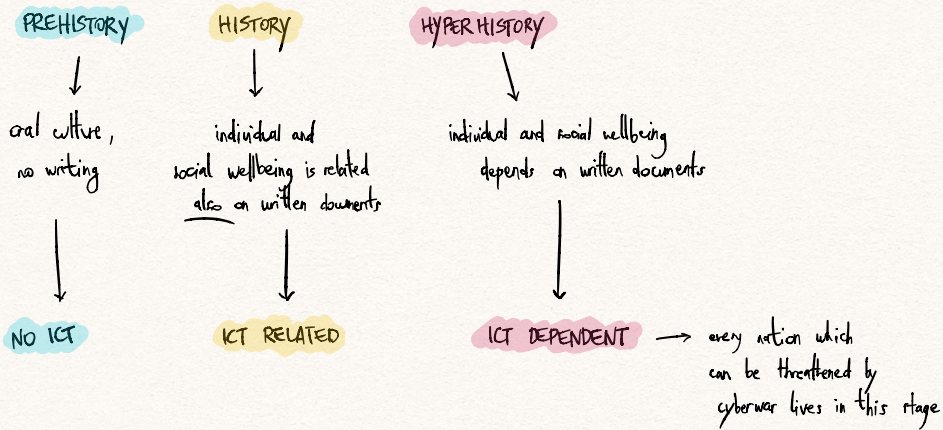


In each one of these steps, something gets lost in order to gain a more abstract understanding

↳ since DATA is an observation, it largely depends on the tool which we're using to observe

• NOTES ON LUCIANO FLORIDI'S CONCEPTUAL FRAMEWORK

THREE STAGES OF HOW WE (HUMANS) LIVE



A new philosophy of nature

WE TRANSFORMED THE ENVIRONMENT TO BE IT MACHINES-FRIENDLY

DATAIFICATION ("DISHWASHING THE WORLD")
 ↘ in the same way, we make the world "data-friendly",
 we simplify and reduce it in order to be described by data

RUMBA WORLD: making choices that help our machines to perform better

our lazyness adapts to machines stupidity

TECHNOLOGY IS NOT NEUTRAL AND IS POLARIZING

↳ smarter people do even smarter things,
 stupid people get even more lazy and stupid

TAKE THE CAR: — you can go to the gym to get more healthy
 — you can go to the supermarket to buy more food